

EXTREMILOCK™

Foot Plating System



OSTEOMED
SMALL BONE ORTHOPEDICS

Rethinking Possibilities, Reshaping Lives

EXTREMILOCK™

Foot Plating System

ExtremiLock Foot Plating System includes the latest in variable angled locking screw and plate technology to treat multiple reconstructive and trauma applications of the forefoot, midfoot and hindfoot. The system features double-lead screws which allow for faster insertion and reduced O.R. time. Specialized instrumentation complete this comprehensive system which allows for multiple intra-operative options to better treat the indication.

Indications and Procedures

1st MTP Fusion

Closing Wedge Osteotomy

Opening Wedge Osteotomy

Lapidus

5th Metatarsal Fracture

Metatarsal Fracture

Cotton Osteotomy

Navicular Fracture

Dwyer Osteotomy

Evans Calcaneal Osteotomy

Calcaneocuboid Fusion

Lisfranc Injury

Calcaneal Fracture

Calcaneal Slide Osteotomy

System Advantages

Innovative Screw Technology

Double-Lead screws allow for faster insertion and the hexalobe interface provides optimal torque and tactile feel. ExtremiLock features solid core 2.7mm, 3.5mm and 4.0mm angled locking and non-locking screws along with 3.0mm and 4.0mm cannulated lag screws to provide intraoperative options to better treat the fracture.



Anatomically Designed Plates


ExtremiLock plates are designed to match the contour of the bone. Soft rounded edges and a highly smooth surface minimizes soft tissue irritation.



Large Angled Locking Range

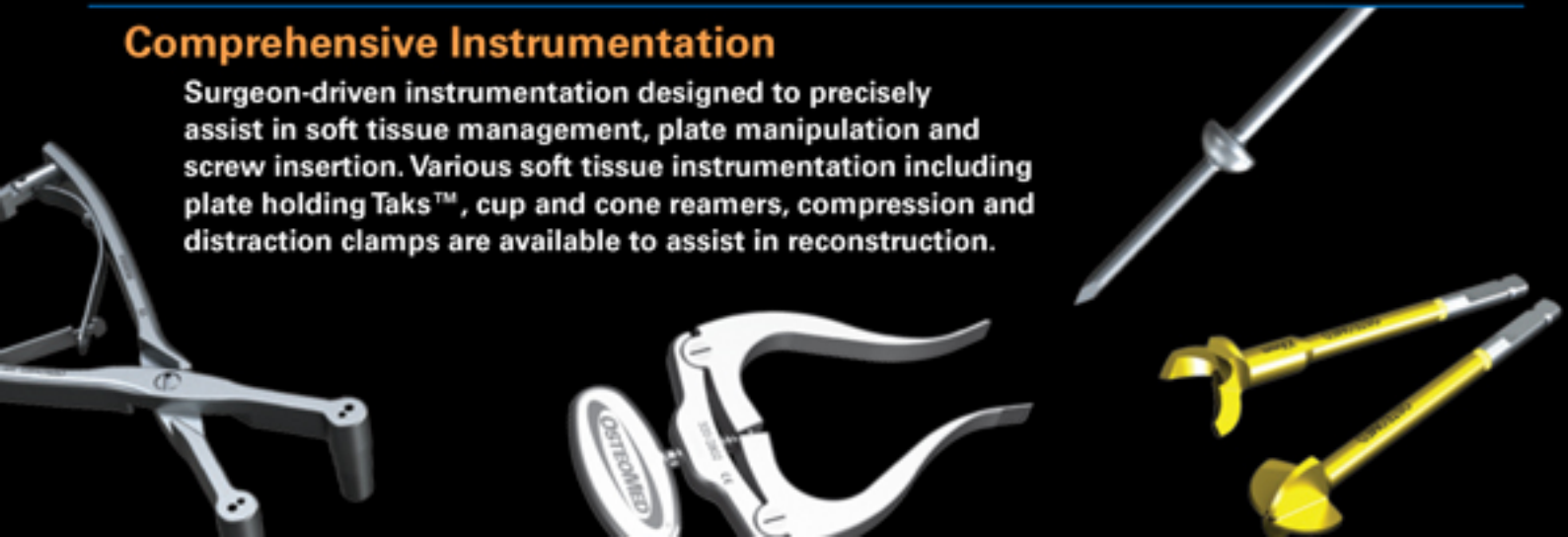
40° of polyaxial locking gives the ability to capture difficult bone fragments. 360° of screw and plate contact create a strong locking construct for plate fixation.

360° Locking Contact Maximize Strength



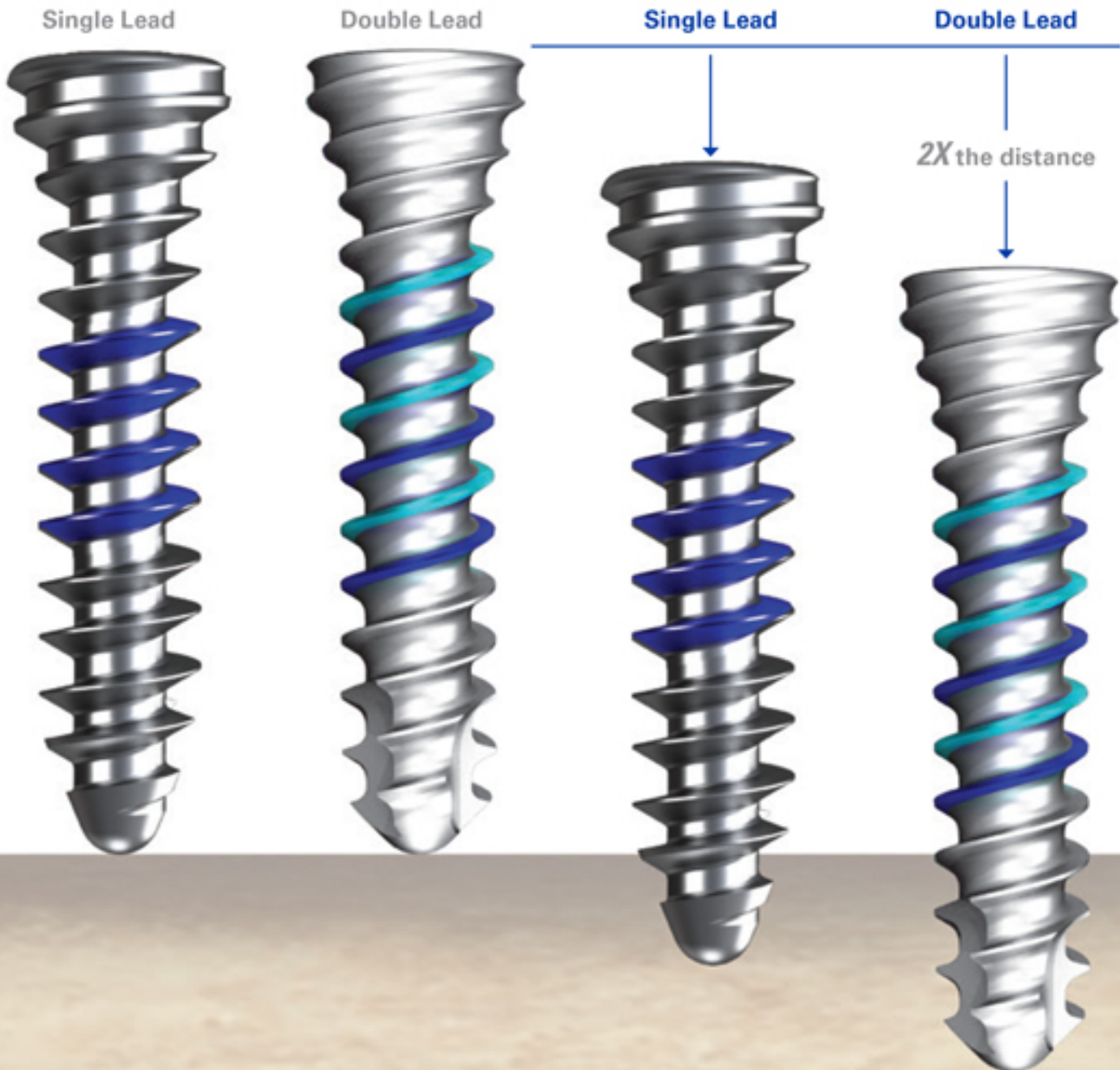
Comprehensive Instrumentation

Surgeon-driven instrumentation designed to precisely assist in soft tissue management, plate manipulation and screw insertion. Various soft tissue instrumentation including plate holding Taks™, cup and cone reamers, compression and distraction clamps are available to assist in reconstruction.



DOUBLE-LEAD SCREWS

The ExtremiLock Foot Plating System features double-lead screws which incorporates an additional thread at a more aggressive angle. The extra thread allows the screw to advance twice the distance per turn reducing O.R. time.



SURGICAL PROCEDURES

1st MTP Arthrodesis - Fusion Plate

Low profile MTP fusion plate anatomically contoured and pre-bent with 10° of dorsiflexion.



1st MTP Arthrodesis - Transfixation Plate

Patented transfixation hole* allows for compression at the joint preventing plantar gapping during normal gait motion. Pre-bent with 10° of dorsiflexion and valgus correction.



5th Metatarsal Fracture

The hooks provide stability and reduction to difficult avulsion and Jones fractures of the 5th Metatarsal. Compression holes and a positioning hole along the anatomic curvature of the plate provide a stable low profile construct.



Lapidus Plate

The lapidus plate offers stable fixation with the use of either 2.7mm or 3.5/4.0mm screws. An added benefit is a built in compression screw hole to provide compression at the joint.



Calcaneal Fractures

Offering two different types of calcaneal plates. A mesh calcaeval plate with 14 screw hole options for both locking and non-locking screws and a low-profile, pre-contoured, minimally invasive calcaneal plate.



* patent number 8,529,608

OsteoMed Products



ExtremiFix Headless Cannulated Screws



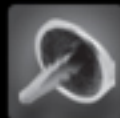
ExtremiFix Cannulated Screws



Large Cannulated Screws



ExtremiFuse



EnCompass



EnCompass Lessers



Hemi



ReFlexion



InterPhlex



Talar-Fit



Inion



OsteoVationEX



OsteoVation QWIK



OSTEOMED

3885 Arapaho Rd.
Addison, TX 75001

Customer Service: 800.456.7779

Outside the U.S.: 001.972.677.4600

Fax: 800.390.2620

Fax Outside the U.S.: 001.972.677.4709

E-mail: customer.service@osteomed.com

www.osteomed.com

P/N 030-1807 Rev.A