

CLINICAL EVIDENCE

Research has shown that when a patient's DIP joint is fused in a functional position, finger dexterity and grip strength improve compared to that of a patient with a straight, full extension fusion.¹ Physicians can achieve angled fusions by using K-wire fixation, however, the surgical technique may inadvertently produce a straight fusion and the immobilization protocol may lead to complications and suboptimal results. While compression screws may provide reliable DIP fusions, they do not offer the additional benefit of functional flexion.

FUNCTIONAL FLEXION

Functional flexion is fusion of the DIP joint in a curved position that allows the distal end of the phalanges to maintain functionality so that patients are able to better perform activities that require grip strength and dexterity.

Examples include but are not limited to:



Holding a cup



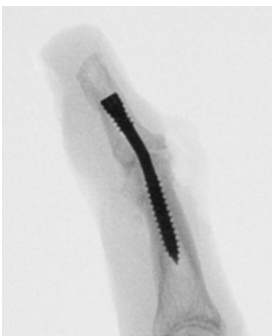
Playing an instrument




Gripping a golf club

ARCPHIX


The ArcPhix Intramedullary Angled Compression Screw sets a new standard by offering a design that is specifically sized to optimally fit the anatomy of the distal and middle phalanges. The pre-bent design simplifies the process of constructing a clinically appropriate angle (18°) for DIP joint fusions with functional flexion. The early mobilization achieved prevents stiffness that often occurs with other techniques and offers patients the ability to minimize recovery time.



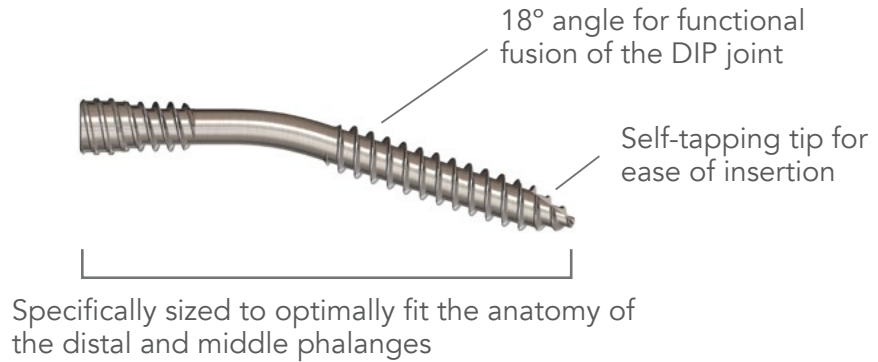
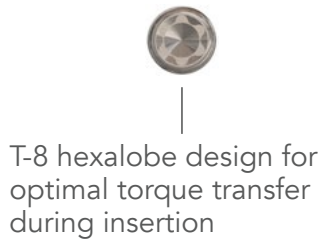
ArcPhix



Headless Compression Screw



WHY USE ARCPHIX?



ORDERING INFORMATION

- EXARC903028 The ArcPhix System Disposable Kit
- 1 ArcPhix Implant, 3.0mm x 28mm
 - 1 Guidewire, Single Trocar, 0.035" x 6"
 - 1 Guidewire, Double Trocar, 0.035" x 6"
 - 1 Cannulated Drill, 2.0mm
 - 1 Driver, T8



T8 Driver



Cannulated Drill, 2.0mm

K-Wire, 6" , Single Trocar, 0.035"

K-Wire, 6" Double Trocar, 0.035"

Reference

1. Melamed et al. Simulated Distal Interphalangeal Joint Fusion of the Index and Middle Fingers in 0 degree and 20 degrees of Flexion: A Comparison of Grip Strength and Dexterity. Journal of Hand Surgery. 2014

ExsoMed and ArcPhix are trademarks of ExsoMed Corporation. ExsoMed[™] Corporation is a wholly owned subsidiary of Acumed LLC. Acumed[®] is a registered trademark of Acumed LLC. These products are covered by one or more issued U.S. and global patents and/or patents pending. This material is intended for health care professionals and the ExsoMed sales force only. Distribution to any other recipient is prohibited. All content herein is protected by copyright, trademarks and other intellectual property rights owned by or licensed to ExsoMed or its affiliates unless otherwise indicated. This material must not be redistributed, duplicated or disclosed, in whole or in part, without the express written consent of ExsoMed. Check product specific instructions for use. For complete product information, including indications, contraindications, warnings, precautions, and potential adverse effects, see the package insert and ExsoMed's website. © Copyright 2022 ExsoMed Corporation. All rights reserved.

HNW00-14-A | Effective: 2023/06 | ©2023 Acumed[®] LLC